



SACRAMENTO'S 2024

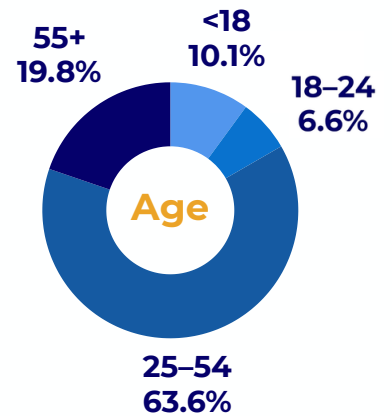
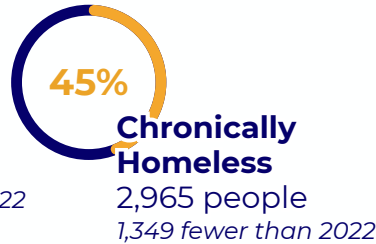
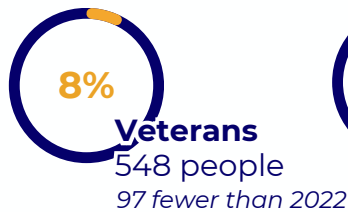
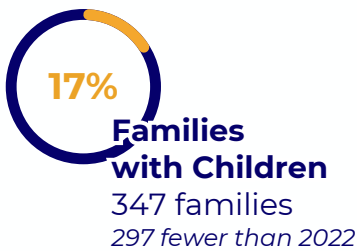
POINT-IN-TIME COUNT RESULTS

From the Sacramento City and County Continuum of Care and Sacramento Steps Forward

Fewer People Estimated to be Experiencing Homelessness

Homelessness estimate in Sacramento County declined since 2022 but remains above 2019 levels.

 **6,615 people**, approximately **42 in every 10,000 residents**, were experiencing homelessness.



Approximate likelihood of experiencing homelessness:

 **Black:**
3-4x more likely

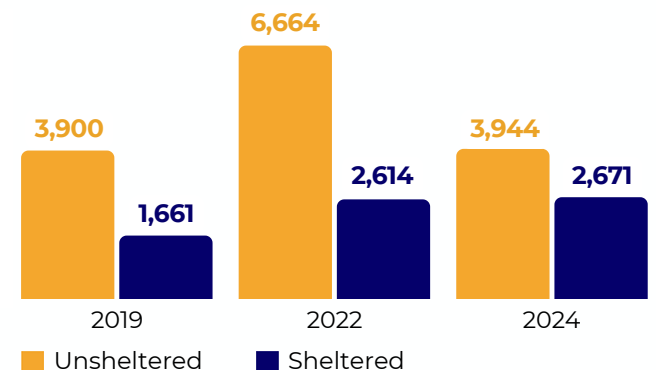
 **American Indian/Alaska Native:**
5-6x more likely



2022-2024:

Unsheltered homelessness decreased by 41%.
3,944 people total.

Sheltered homelessness increased by 2%.
2,671 people total.



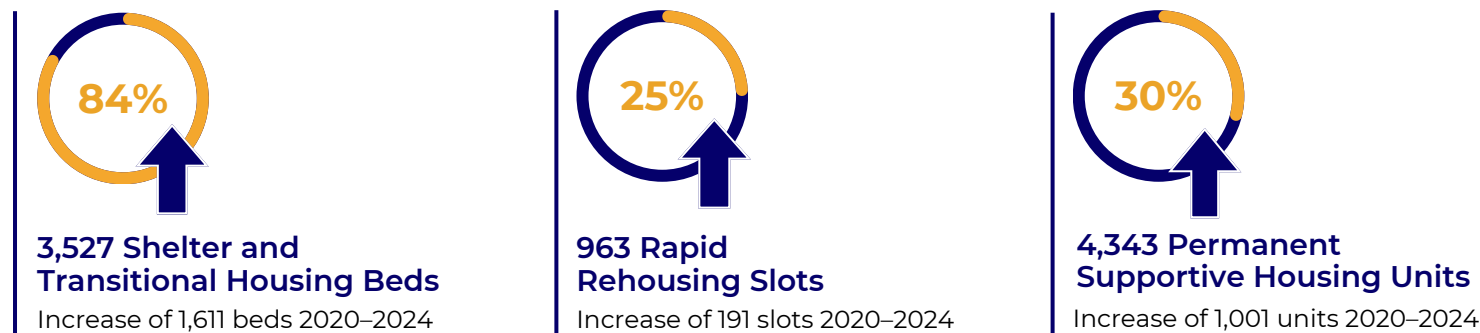
Percentage change from 2022 to 2024 unless otherwise noted. Northern California trends included for context.

WHY HAS THE NUMBER OF PEOPLE EXPERIENCING HOMELESSNESS DECREASED SINCE 2022?

Decreases in count align with improved coordination and increased investments.

Increased Investments in Capacity

Sacramento has invested significant resources in increasing capacity to prevent and end homelessness, including in shelter, rehousing, and permanent supportive housing.



Source: bit.ly/ssfHIC

Improved Community Outcomes

Thanks to additional investments and efforts made to increase capacity, more people have accessed shelter, services, and housing.



Source: bit.ly/HUDSPMs

More Accessible Rental Market

Rents and vacancy rates—the strongest predictors of homelessness in US cities—have softened in Sacramento since 2022. When it is easier to afford a home, it is easier to avoid homelessness.



Source: bit.ly/RentalMarketEst